

**THE  
SHARPER  
IMAGE®**

# Rechargeable Mini Massager

HF769 Instructions

**Read and save these instructions.**







*Dear Sharper Image Customer,*

*Thank you for your purchase of a Sharper Image product. We appreciate your business very much.*

*Our goal is that you will be completely satisfied with this product's quality and performance. We offer generous return privileges and excellent warranties on all our products.*

*Since 1977, The Sharper Image has shared the fun of discovering innovative products that make life better and more enjoyable. We've been in business a long time because we are an exciting place to shop and — just as importantly — we strive to deliver outstanding customer service that exceeds your expectations.*

*Enjoy your purchase!*

*Call 1-800-344-4444 for ordering and customer service, or visit*  
**www.sharperimage.com**, *our award-winning Website.*



# Important Safeguards

When using electrical products, especially when children are present, basic safety precautions should always be followed, including the following:

## **To reduce the risk of electrocution:**



- Always unplug the appliance from the electrical outlet immediately after using and before cleaning.
- Do not reach for an appliance that has fallen into water. Unplug it immediately.
- Do not use while bathing or showering.
- Do not place or store appliance where it can fall or be pulled into a tub or sink.
- Do not place in or drop into water or other liquid.

## **To reduce the risk of burns, electrocution, fire or injury to persons:**

- An appliance should never be left unattended when plugged in. Unplug from the outlet when not in use.
- Close supervision is necessary when this appliance is used by, on or near children, invalids or disabled persons.



# Important Safeguards

- Do not use outdoors.
  - Use this appliance only for its intended use as described in this manual.
  - Do not carry this appliance by the power cord or use the cord as a handle.
  - Never operate this appliance if it has a damaged cord or plug, if it is not working properly, if it has been dropped or damaged, or dropped into water. Return it to a qualified service center for examination and repair.
  - Keep cord away from heated surfaces.
  - Never block the air openings of the appliance or place it on a soft surface, such as a bed or couch, where air openings may be blocked. Keep air openings free of lint, hair, etc.
- 
- 

# Important Safeguards

- Never use while sleeping or fall asleep while using the massager.
- Never drop or insert any object into any opening.
- Do not operate where aerosol (spray) products are being used or where oxygen is being administered.
- Do not use on or near eyes or other highly sensitive areas.
- Do not operate under a blanket or pillow. Excessive heating can occur and cause fire, electrocution or injury to persons.
- Do not use the massager directly on one concentrated area of the body. Massagers are designed to be used in a continuous motion, constantly changing the massage area.
- This appliance is designed for household use only.

# Important Safeguards

SAVE THESE INSTRUCTIONS

## CAUTION

Please read all instructions carefully before operating:

- If you have any concerns regarding your health, consult your doctor before using this product.
- In case of pregnancy, diabetes, pacemaker use, illness or any medical condition, consult your doctor before using massager.
- Never leave the appliance unattended, especially if children are present.
- Never cover the appliance when it is in operation.
- Do not use this product for more than 15 minutes at a time.
- Extensive use could lead to the product's excessive heating and shorter life. Should this occur, discontinue use and allow the unit to cool before operating.
- Never use this product directly on swollen or inflamed areas, or on broken skin.

# Important Safeguards

- This product is a nonprofessional appliance designed to provide soothing massage to muscles. Do not use this product as a substitute for medical attention.
- Do not use this product before bed. The massage has a stimulating effect and can delay sleep.
- Never use this product while in bed.
- This product should never be used by any individual suffering from any physical ailment that would limit the user's capacity to operate the controls.
- This unit should not be used by children or invalids without adult supervision.



## Instructions for Use

1. Plug corded recharger into 120V outlet.
2. Plug small end of recharger cord into the massager's base. A red light on the massager illuminates to indicate the unit is in charge mode. Allow unit 3½ hours to fully charge.
3. Remove the massager from the charging base. Massager runs 45 minutes on a charge.
4. To activate massage, press the **POWER** button once.
5. Lightly apply 4 massage nodes to the area you wish to treat. Massage the area for a short period of time and move to another area. Never treat the same area for longer than 3 minutes. **Caution:** Never use this appliance near the eyes or other sensitive areas.
6. After completing the massage, turn the massager off by depressing the **POWER** button once.

**Note:** Operation for longer than 15 minutes is not recommended.

## Parts Diagram






## Maintenance

### To Clean

Unplug the unit and allow it to cool before cleaning. Use a soft, slightly damp cloth to wipe. Never allow water or any liquids to come into contact with the handle. Never use abrasives, detergents or cleaning agents to clean.

### To Store

Unplug the appliance from the outlet and allow it to cool before storing it in its box or a clean, dry place. Do not wrap the recharging cord around the unit. Do not hang the unit by its recharging cord.





# Warranty

## What Is Covered

This warranty covers any defects in materials or workmanship, with the exceptions stated below.

## How Long Coverage Lasts

This warranty runs for 90 days from the date of original purchase.

## What Is Not Covered

This warranty does not cover damage caused by misuse or use other than as intended and described in the product instruction manual, or loss or damage to batteries or removable parts.

## What The Sharper Image Will Do

The Sharper Image warrants this product against defects in materials and workmanship. When repair is not practical, The Sharper Image will have the option to replace the defective product with one that is the same or has similar functionality.

## How to Obtain Service

Return the product and receipt, along with a brief explanation of the problem, to:

**T.S.I. - Returns Department**  
**2901 West 60th Street**  
**Little Rock, AR 72209**

If you have questions, please feel free to contact our customer service representatives at **1-800-344-5555** or by email at **care@web.sharperimage.com**.

This warranty gives you specific legal rights, and you may have other legal rights that vary from state to state.

© 2007 Sharper Image Corporation

Sharper Image Corporation  
350 The Embarcadero, Sixth Floor  
San Francisco, CA 94105-1218

Shop online: **www.sharperimage.com**

Actual product may differ slightly from the product described herein.

V1 06/07